



Pathfinder *Fair*

Auburn Adventist Academy Gym
5000 Auburn Way South, Auburn WA 98092

Sunday, April 26, 2026



**By the power of God, I will help others and do my duty and my honest share,
wherever I may be. 1 John 3:18**

YMMS Registration

Pathfinders & Staff
- **Early Bird** -
April 1 to 18
\$15

- **Late Registration** -
April 19 to 24
\$18

Camping

Tents and RVs are allowed
Friday night and Saturday
night. There is running
water & electricity. Pool
bathrooms will be available.
Email youth@wc.npuc.org
to inform.

Uniform

Pathfinders should arrive
on Sunday in full dress
uniform with a field
uniform for after lunch.

Photo Consent

We sometimes photograph
Pathfinders for promotional
purposes. Your presence at
Pathfinder Fair grants us
permission for our use of
these images.

Table of Contents

Table of Contents	2
Pathfinder Fair Schedule	3
Pathfinder Fair Registration	4
Packing List	5
Unit Excellence Award	6
5-year PF/Staff // Baptism //	7
New Master Guide Certificate	7
Washington Conference 2000 Point Club	8
Basic and Fancy Drill and Marching entry form	10
Grand Parade Point Sheet	12
Grand Parade Instructions	13
Tell us about your Club	14
JUDGING DISPLAY BOOTH	15
Judging Policies of Individual Exhibits – Entry form	16
Basic or Fancy Drill & March Instructions	18
Drill – Down Instructions	21
FOOD BOOTH REGISTRATION FORM	22
Food Booth Operation Guidelines	23
Food Handler’s Permit	24
TEMPORARY FOOD SERVICE WORKERS	25
PineCar Derby	26
STEM Project 2026	29
The Measuring of Time 2026 Pathfinder STEM Project	30
Push Cart Guidelines	31
Honor Grouping	33

Pathfinder Fair Schedule

Friday

4:00-7:30 pm Booth Set-up

Sabbath

7:30 pm Vespers in Gym

8:30-11:00 pm Booth set-up

Sunday

7:00 am Doors Open/Booth Set-up

8:00 am Registration Opens

8:30 am Club Director's Meeting in front of the Gym

9:00 am Line up for Grand Parade/Booth Judging Begins

9:10 am Inspection of Grand Parade — Coordinators

9:30 am Grand Parade

10:00 am Opening Ceremony

- Color Guard — Greater Seattle
- Pathfinder Pledge and Law — Southern
- Pathfinder Song — Northern
- Opening Prayer — Rainier Valley
- Welcome & Announcements
- Roll Call

10:15 am Drum Corps demonstration

Basic & Fancy Drill Demo

Club Booths open for viewing

11:15 am Food Booth will open OR after Drill & March

11:30 am Lunch (*please do not eat in the gym*)

1:00 pm Pathfinder Events—Gym and Outside (*12:30 check-in*)

- STEM – Timekeeping device
- PineCar Derby
- Push Carts
- Obstacle Course

2:30 pm Deadline for voting People's Choice (Booth and Fancy Drill)

3:30 pm Drill Down

4:00 pm Closing Ceremonies

- MG Investiture, Awards, Retrieval of Colors

4:30 pm Farewell & Booth Take Down

Clean Up Duties

Gym — Greater Seattle/Rainier Valley

Main Grounds — Northern/Southern

Pathfinder Fair Registration

It is time to celebrate the achievements of our Pathfinders and share them with other Clubs. Join us on April 26 at Auburn Academy for a new edition of our Pathfinder Fair.

- Fair Registration** begins on April 1st on the Director/Secretary YMMS account: nadyouth.com
- Cost** - *Early Bird* - April 1 to 18 -- \$15 // *Late Registration*- April 19 to 24 -- \$18
- Food Vendor** - Registration is open until April 12 to sell what you served last year. The deadline for all food booth registrations is April 19. Please, email your menu to Christel Field: christelblack@aol.com.
- Drill and Marching** - Registration deadline: April 17. Find the form in Fair Package.
- Unit Excellence Award** form deadline: April 17. Find the form in Fair Package.
- 5-year PF/Staff // Baptism // New Master Guide Certificate** forms deadline: April 17
- Tell us about your club** form, email, or bring it to the fair.
- STEM Project 2026** - Find the information for the next STEM Project in this package or on our [website](#). Get your time measuring devices ready!

PLEASE NOTICE, the Registration Process for this and all Conference events will take place through YMMS (Youth Ministries Management System: nadyouth.com).

For this purpose, all Staff and Pathfinders must be registered in YMMS, and background checks have to be up to date.

Please remember that YMMS and Sterling Volunteers (background check system) DO NOT share information with the government.

There are many reasons for Conferences in NAD to use this system, but the most important is safety.

Registrations on YMMS can be paid via Church Billing or Credit Card.

Videos and tutorials on Event registration and how to use the system can be found [here](#), and if you have questions about it, don't hesitate to contact us via email: youth@wc.npuc.org.

Full refunds are available until 7 days before the event. Unfortunately, we can't offer refunds after that cutoff.

Packing List

- Individual Exhibit Entry Form for each Pathfinder and honor presented
- Pinecar Derby Entry Form for each Pathfinder.
- Pathfinder Combined permission slip with your Club Director/Secretary
- U.S. Flag
- Pathfinder Flag
- Unit Guidons (*A guidon is a flag showing the name of each unit. These may be handmade.*)
- Full Dress Uniform (*to be worn Sunday until noon*)
- Field Uniform (*worn after lunch*)
- Club Banner for Grand Parade
- First Aid Kit
- Booth Supplies
- Individual Exhibits
- Food Booth Equipment, Food & PERMIT (*remember gloves for serving*)
- Fire Extinguisher
- Lunch Money
- Event Items

Unit Excellence Award

Unit Name: _____ Date of Application: _____

Instructions: Determine the number of points to which your unit is entitled. Mark those points under the "Earned Points" section. When completed, add all the scores and put them in the Grand Total. Give this score sheet to the Club Director for approval and signature. Please see the Category Chart to identify the corresponding Category (A or B).

CATEGORY	DESCRIPTION OF CRITERIA		POSSIBLE POINTS	EARNED POINTS
UNIT FEATURES	Unit has Unit Name and Unit Guidon:	Both	100	
		Only Name	50	
ATTENDANCE	Minimum attendance at all Unit & Club Activities during the past twelve months:	A	100	
		B	50	
UNIFORMS	Minimum number of Unit members having and wearing complete dress uniform at required occasions:	A	100	
		B	50	
HONORS	Each Unit Member has earned the IA required number of honors during the past twelve months:	A	100	
		B	50	
ADVANCEMENT	Minimum of Unit Members Advanced one IA class during the past twelve months:	A	100	
		B	50	
PLANNING	General outline of Unit Activities planned for the Pathfinder Year; turned into the Club Director by Leader's Convention:	A	100	
		B	50	
ACTIVITIES	Unit Activities held during the past twelve months:	A	100	
		B	50	
SHARE YOUR FAITH ACTIVITIES	The Unit planned and participated in Share Your Faith Activities during the past twelve months, not counting Club Share Your Faith:	A	100	
		B	50	
PATHFINDER FAIR	Minimum Unit Attendance at last Fair:	A	100	
		B	50	
CAMPOREE	Minimum Unit Attendance at the last Camporee:	A	100	
		B	50	
GRAND TOTAL:				

CATEGORY CHART									
Total Members in Unit	1	2	3	4	5	6	7	8	
Category A average	1	2	2	3	4	5	5	6	Minimum # members required
Category B average	1	1	1	2	2	3	3	4	Minimum # members required

As the Club Director, I, and my staff verify that this unit has participated and has cooperated with our Club. Based upon their reaching the minimum score of 800 points, I ask that they be presented with the UNIT EXCELLENCE AWARD.

Club Director's Signature: _____ Date: _____

Please email the completed form to aclemencia@mac.com by April 17, 2026

5-year PF/Staff // Baptism // New Master Guide Certificate

Club Name:	Area:	
Number of Pathfinders:		
<p style="text-align: center;">5-year Pathfinder/Staff Certificate Candidates</p> <p>The following pathfinders have been actively involved in Pathfinders beginning age 10 or 5th grade for at least 5 years:</p> <p style="text-align: center;"><i>(Please, make sure to spell their names correctly and legibly.)</i></p>	<p style="text-align: center;">Baptism Certificate Candidates</p> <p>The following individuals have been baptized since the last Pathfinder Fair:</p> <p style="text-align: center;"><i>(Please, make sure to spell their names correctly and legibly.)</i></p>	<p style="text-align: center;">Master Guide Candidates</p> <p>The following individuals have completed the Master Guide Requirements since the last Pathfinder Fair:</p> <p style="text-align: center;"><i>(Please, make sure to spell their names correctly and legibly.)</i></p>

Please email the completed form to aclemencia@mac.com by April 17, 2026

Washington Conference 2000 Point Club

Below is a detailed description of how the Washington Conference bases its yearly points. Although 2840 points are possible, only 2000 points are needed for the award. All Clubs earning 2000 points will receive a special award at the Pathfinder Fair.

Think about this as a thermometer for your Club. An old tradition that encourages Clubs to achieve different goals in exchange for points. How do you obtain these points? Let's see:

#	Event	Detail	Points	Send your report to
1	Charter Application Complete and Sent	Due September 1 st , 2025. After this contact your Area Coordinator.	80	youth@wc.npuc.org
2	Budget approved by your Church Board	Due September 1 st , 2025. After this contact your Area Coordinator.	80	youth@wc.npuc.org
3	Annual Plan (AP) approved by your Church Board	Due September 1 st , 2025. After this contact your Area Coordinator.	80	YMMS
4	Youth Ministry Management System	Populate YMMS Records as available	160	YMMS
5	Sterling Volunteers	100% of Club staff have a current certificate	80	YMMS
6	Leadership Weekend	At least 1 participant per every 10 Pathfinders	80	
7	Pathfinder Club Induction (Once a year)	Send a picture the same week.	80	youth@wc.npuc.org
8	Pathfinder Sabbath (Once a year)	Send a picture the same week before April 1 st	80	youth@wc.npuc.org
9	Pathfinder Club Investiture (Once a year)	Send a picture the same week before April 1 st	80	youth@wc.npuc.org
10		At least 80% of Club participants get invested in their IA Classes (160 points total)	80	YMMS
11	New Master Guides	Send a picture the same week before April 1 st	80	youth@wc.npuc.org
12	Share your Faith as a Club	Send a picture or story on the monthly report. Due April 1 st . Up to 480 points are available but organize as many as possible!	80 per story	youth@wc.npuc.org
13	Baptisms	Send a picture the same week before April 1 st , 2026. Up to 240 points are available but don't stop there!	80 per baptism	youth@wc.npuc.org

14	Conference/Union Camporee	At least 50% of your Club attending	40	Area Coordinators Inspection
15		At least 80% of the participants with Class A Uniform	40	
16		Your Club displays at least the US and Pathfinders flags.	40	
17		There are no reports of misbehavior by your Club members.	40	
18		Your campsite is spotless when you leave.	40	
19	Pathfinder Bible Experience	Participate	80	
20		Reach NAD level	160	
21	Pathfinder Fair	At least 50% of your Club attending	40	Area Coordinators Inspection
22		At least 80% of the participants with Class A Uniform	40	
23		Bring a Club booth with the main events of this year.	80	
24		Basic/Fancy Drill and Marching presentation	80	
25	Club Formal Inspection	Contact your Area Coordinator to request it.	80	
26	Legacy Club	These points are available only once a year.	400	youth@wc.npuc.org
27	Monthly Report		80	
Goal 2000 Points (2840 possible points)				

Legacy Club: A Club that supports opening a brand-new Club in your church (Pathfinders opening Adventurer Club or Master Guide Club) or in a different Church within our Washington Conference will reach the status of **Legacy Club**. To achieve this, the Legacy Club candidate needs to provide for the project two of these three items: resources, staff, or full training.

If your Club can make it, send to youth@wc.npuc.org a report on the process of supporting the new club creation.

We also need to see the new club joining the activities listed in this document, starting with the Charter Application.

The status will remain while the new Club is open. A Legacy Club will obtain points only once for every new Club.

As recognition, a Club that reaches Legacy Club status will be able to choose ONE of these prizes.

- A. Two complimentary tickets to any Washington Conference event they choose during the second year of the new Club.
- B. Two 2029 International Camporee tickets during the second year of the new Club.
- C. Two years of priority choice for camping space or cabins at all Washington Conference events.

Basic and Fancy Drill and Marching entry form

Please email the completed form to aclemencia@mac.com by April 17, 2026

Basic Drill and Marching Entry Form	
Club Name:	
Drill Master's Name:	
Drill Master's Email:	
Drill Master's Phone:	

Fancy Drill and Marching Entry Form	
Club Name:	
Drill Master's Name:	
Drill Master's Email:	
Drill Master's Phone:	

TRIP PERMISSION SLIP & MEDICAL CONSENT FORM & PHOTOGRAPHY RELEASE



Parents: Please complete and return as soon as possible.

Child's Name: _____ Age: _____ DOB: _____ M F

Address: _____

Event: _____ Event Location: _____

Event Date(s): _____ Cost: _____ Transportation: _____

Departure: Meetup: _____ am/pm Depart Time: _____ am/pm Location: _____

Arrival: _____ Arrival Time: _____ am/pm Location: _____

Sponsor/Club: _____

Permission to Travel

My child has my permission to go on the aforementioned trip. I understand the arrangements and give permission for my child to attend. I also agree to indemnify and hold harmless the Washington Conference of Seventh-day Adventists, its employees, representatives, agents and sponsors from liability arising from any accident or injuries occurring during this trip, including any injury due to negligence on the part of those mentioned above. This does not include gross negligence on the part of those mentioned above, nor does it waive coverage within the policy limits of church accident insurance, which covers church-sponsored activities. This permission recognizes the shared responsibility amongst the church, student and home.

(Signature of Parent/Guardian)

(Date)

Permission to Treat

I hereby give permission to the medical provider selected by the adult leader in charge to hospitalize, secure proper anesthesia, or to order injections or surgery for my child. A photo copy of this shall be as valid as the original.

(Signature of Parent/Guardian)

(Date)

Please check if any of the following apply:

- My child needs medication.
(Parent/guardian is required to furnish medication in the original, properly labeled and correctly authorized container.)
- My child is allergic to insect bites to the extent that he/she needs medical treatment.
- My child is allergic to (medications or other): _____
- My child has special dietary requirements: _____
- My child has other special conditions you should be aware of, listed on the back of this form.

Photography Release

We sometimes photograph campers, and staff for promotional purposes. Your presence at this event grants us permission for our use of these images.

(Signature of Parent/Guardian)

(Date)

During the trip, I can be reached at the following number(s):

Mother's Name: _____ Father's Name: _____

Mother's Phone: _____ (home) Father's Phone: _____ (home)

Mother's Phone: _____ (cell) Father's Phone: _____ (cell)

Emergency Contact: _____ Phone Number: _____

Family Physician: _____ Phone Number: _____

Insurance Name: _____

Insurance Policy Number: _____ Group Number: _____

Please complete the permission slip and keep it in your records.

Updated 01/26/24

Grand Parade Point Sheet

We will begin lining up for the Grand Parade at 9 am, with the Grand Parade starting at around 9:30.

During the parade, your club will be evaluated and given points based on the following criteria:

1. Uniform, Class A 100 pts.
2. US Flag..... 25 pts.
3. Pathfinder Flag 25 pts.
4. Unit Guidons 25 pts.
5. TOTAL POINTS POSSIBLE 175 pts.

GRAND PARADE LINE-UP FOR EACH CLUB

0	0			Area Color Guard	
.....					Four Paces
0			0	Area Parade Banner	
.....					Four Paces
0	0	0	0	Area Coordinators & Asst. Coordinators	
.....					Eight Paces
	0	0		Club's Color Guard	
.....					Four Paces
0			0	Club's Banner	
.....					Four Paces
0	0	0	0	Club Director & Dep. Directors	
.....					Four Paces
	0	0		Guidon Bearers	
	0	0		Unit Members	
	0	0		Unit Counselors	
.....					Two Paces
	0	0		Guidon Bearers	
	0	0		Unit Members	
	0	0		Unit Counselors	
.....					Two Paces

Grand Parade Instructions

- Area Coordinator salutes when in front of the stand.
- Club Director, when 6 steps from the reviewing officers, gives the command “Eyes, right.”
- The Director - turns his head and eyes right and presents arm.
- Pathfinders in the right file (closest to the review stand) - look straight ahead.
- Pathfinders to the left of the right file - turn head and eyes 45 degrees, do not salute.
- Flag & Guidon holders - look straight ahead.
- American flag remains upright.
- Pathfinder flag and State flag are dipped 45 degrees.
- Guidon bearers execute Present Guidon (Guidon is raised then held horizontal).
- Club Director, when the club is 6 steps past the reviewing officer, gives the command “Ready, Front.”
- The director ends his salute.
- All Pathfinders return their heads and eyes to the front.
- Guidons are returned to the carry (vertical, next to carrier).
- Pathfinder and state flags are returned to carry.
- Those carrying flags carry them and return to the club.
- Club will be directed to a location on the parade floor and remain at attention.
- Tell us about your club information form.

JUDGING DISPLAY BOOTH

JUDGING BEGINS PROMPTLY AT 9:00 AM

Club Name: _____ Placement: _____

Minimum Standard 0-125 points Conference Points

- 50pts _____ Booth (any kind)
25pts _____ Club Name on, in, at the booth (Must be part of the booth and not used in the Parade)
25pts _____ Theme displayed in Booth design (this can be a theme board) We Believe" (John 14:1-3)
25pts _____ Theme note written by Pathfinders

TOTAL CONFERENCE POINTS _____

ADDITIONAL POINTS FOR CONSIDERATION OF A RIBBON:

- First Place All Conference points plus all Booth points below _____
Second Place All Conference points (minus 20 Booth points below) _____
Third Place All Conference Points (minus 30 Booth points below) _____
Participation All Conference Points (minus 31 or more Booth points below) _____
(any missing items will be circled)

- (10) Proper size (10 X 10 or smaller) Exceptions made for larger clubs of 20 members or more must be approved before the Fair. Call your Area Coordinator.
- (10) Proper structure (one of the following designs)
- One table with a back wall
 - Two tables with a back wall(s)
 - Table with self-standing back wall either detached or attached (not school theme board)
 - U-shape tables with one back wall
 - U-shape tables with side(s) and back walls
- (10) Skirting (Should hang down the height of tables)
- (10) Attractive table Coverings (Painted, cloth, etc.)
- (10) Creativity in the arrangement of displays
- (10) Neatness of lettering, posters, signs, etc.
- (20) 50% involvement of Pathfinders in design and setup.
(A note signed by the director must be in the Booth at the time of judging)
- (20) Adult Person in Booth during judging or Booth and Exhibits.
(The person should be knowledgeable about displays.)
- (20) Booth Set up and Ready for Judging on Time
- (20) Individual Displays
- (20) Theme physically displayed (theme board will not count and must be physically displayed)

Judging Policies of Individual Exhibits – Entry form

1. All exhibits must use the special judging form, and *ALL* information must be filled out COMPLETELY.
 - a) If the form is incomplete or has inaccurate information, the exhibit will get a participation ribbon.
 - b) Write STAFF under “age” for adult entries. (Adult entries will not receive ribbons)
2. Only Pathfinder entries, **ages 10 through 16, or grades 5th through 11th**, will get a ribbon.
3. **Each Pathfinder can enter Only 2 honor exhibits.**
4. Staff exhibits will not be judged, but we encourage staff to exhibit their work.
5. Each exhibit is judged as if it were THE ONLY ENTRY presented, rather than against any other exhibit in the club or in other booths.
6. Judging exhibits is based on the following:

Neatness: Did the individual do their work neatly? (i.e.: smears, smudges, frosting on plate, paint outside lines, jagged edges, crooked labels, neat notebooks, etc.) We take into consideration the individual’s age.

Attractively displayed: Did the individual display their work attractively? (i.e.: candles in holders, cake on a nice plate, mats around pictures, braiding connected to its use, basket with flowers, animal tracks on moss, shells on the sand, etc.)

Artistic value in workmanship: Did the individual take the time to add decorative touches to their work? (i.e.: cutout designs on the sides of candles, original designs for shells, knots, etc.)

Effort in doing this honor: Did the individual take time to complete this honor or was it a rush job? Age is taken into account, and more is required of older Pathfinders. Older Pathfinders should show more complicated work and detail in design.

Quality of workmanship for age: Did the individual, for their age, do quality workmanship? In some cases, quality may not be apparent because of the use of pre-manufactured products or items. The question still is, “Was the project done well?”

Number of items displayed: The majority of items for an honor must be displayed. (i.e.: candle honor requires 5 candles—three must be displayed) Honors that require large items such as sewing, quilting, or kites need to display only one item. Judges will have access to an honor book. (see attached sheet.)
7. Honors should be displayed in groups with ONE Fair Entry Form. (i.e.: one individual’s group of 3 or more candles should be displayed together with one entry form.)
8. One individual familiar with the Pathfinders and displays is required to be present in the Booth during judging. Judges often need to ask questions about entries and determine whether Individuals are handicapped in any way. We check the age and grade carefully, but only the staff knows if the Pathfinder has done their best work.
9. Entries are judged according to EXCELLENT or AVERAGE.

First Place: 30 points plus 5 excellent marks

Second Place: 30 points plus 3 or 4 excellent marks

Third Place: 30 points plus 1 or 2 excellent marks

Participation: Item entry
10. Ribbons will be stapled to the entry form.
11. Entries should be ready to be judged by 9:00 A.M.
12. **IF ANYONE HAS A QUESTION ABOUT A RIBBON DECISION, IF ITEMS ARE MISSED, OR THERE ARE SPECIAL CIRCUMSTANCES—PLEASE HAVE YOUR CLUB DIRECTOR SPEAK TO THE JUDGES.**

Exhibit Entry Form

LABELING.....25 Points

Name: _____

Age: _____

Grade: _____

Honor Category: _____

Honor Name: _____

HONOR GROUPING5 Points

SCORING

EXCELLENT AVERAGE

_____	_____	Neatness
_____	_____	Attractively Displayed
_____	_____	Artistic Value
_____	_____	Effort
_____	_____	Quality for Age

FIRST: 30 Pts + 5 Excellent Marks
SECOND: 30 Pts + 3-4 Excellent Marks
THIRD: 30 Pts + 1-2 Excellent Marks
PARTICIPATION: Item Entered

Exhibit Entry Form

LABELING..... 25 Points

Name: _____

Age: _____

Grade: _____

Honor Category: _____

Honor Name: _____

HONOR GROUPING ... 5 Points

SCORING

EXCELLENT AVERAGE

_____	_____	Neatness
_____	_____	Attractively Displayed
_____	_____	Artistic Value
_____	_____	Effort
_____	_____	Quality for Age

FIRST: 30 Pts + 5 Excellent Marks
SECOND: 30 Pts + 3-4 Excellent Marks
THIRD: 30 Pts + 1-2 Excellent Marks
PARTICIPATION: Item Entered

Exhibit Entry Form

LABELING25 Points

Name: _____

Age: _____

Grade: _____

Honor Category: _____

Honor Name: _____

HONOR GROUPING5 Points

SCORING

EXCELLENT AVERAGE

_____	_____	Neatness
_____	_____	Attractively Displayed
_____	_____	Artistic Value
_____	_____	Effort
_____	_____	Quality for Age

FIRST: 30 Pts + 5 Excellent Marks
SECOND: 30 Pts + 3-4 Excellent Marks
THIRD: 30 Pts + 1-2 Excellent Marks
PARTICIPATION: Item Entered

Exhibit Entry Form

LABELING25 Points

Name: _____

Age: _____

Grade: _____

Honor Category: _____

Honor Name: _____

HONOR GROUPING5 Points

SCORING

EXCELLENT AVERAGE

_____	_____	Neatness
_____	_____	Attractively Displayed
_____	_____	Artistic Value
_____	_____	Effort
_____	_____	Quality for Age

FIRST: 30 Pts + 5 Excellent Marks
SECOND: 30 Pts + 3-4 Excellent Marks
THIRD: 30 Pts + 1-2 Excellent Marks
PARTICIPATION: Item Entered

Basic or Fancy Drill & March Instructions

EACH CLUB CAN CHOOSE EITHER BASIC OR FANCY

POINTS:

Each year at the Pathfinder Fair, one of the regular events is Drill and March. This event counts for points toward the Pathfinder Fair and, thus, the overall 2000 club. For a club to earn the 80 Drill and March points, they must enter a Drill team in either the basic or fancy demonstrations, but not both (because of time constraints). You will receive all 80 points for entering and performing, however, the ribbon awards will be presented based on certain criteria. The specifics are on the Drill and March Forms for Basic or Fancy Drill.

UNIFORMS:

Pathfinders must remain in Full dress uniform until after they have finished their Drill and March demonstration. Any exception to this needs to be cleared through your Pathfinder Area Coordinator.

DRILL AND MARCH DEMONSTRATION INFORMATION

1. When your club registers, your drill team will be assigned a time for their performance. Be sure to show up a little early. You must be present during the entire drilling demo. You will receive notice of when to be on deck.
2. When you arrive at the Drill and March site, check in with one of the judges and let them know your team is present and ready.
3. Once called on to perform, do your best. Often there are lots of visitors and they really enjoy seeing Pathfinders working together as a team.
4. When your performance is completed, move quickly off the field to make room for the next club.

DRILL AND MARCH AWARD RIBBONS

Drill and March award ribbons will be presented at the close of the Pathfinder Fair during the rest of the awards presentations. You may wish to invite a Pathfinder to go up and receive the ribbon on behalf of the club.

Questions? **Contact Jim Field 360-701-4800**

FANCY DRILL MOVEMENTS:

Must do a minimum of 5 DIFFERENT movements.
Movements can be executed more than once.

UNIFORM INCLUDES:

Black shoes & socks, sash, scarf, slide, pants/skirt & shirt/blouse.
Clubs may wear individual Club Fancy Drill Uniforms, but all must be consistent.

BASIC DRILL & MARCH

Guidelines & Scoresheet

Placement: 1st 30-40 points
 2nd 20-29 points
 3rd 10-19 points
 4th 0-9 points

Performance Scoring: 3= Excellent 2= Good 1= OK

	<i>Possible Pts.</i>	<i>Total Pts.</i>
Time Limit: Maximum 2 minutes (A warning signal will be given at 01:00 minute and another at 01:45)	0 or 4	_____
Falling in at attention: Fall out	0-3	_____
Dress Right Dress: Ready Front	0-3	_____
Left Face: Right Face: About Face	0-3	_____
Parade Rest: Stand at Ease: At Ease: At Rest	0-3	_____
Forward March: To the Rear March: Pathfinders Halt	0-3	_____
Column Right March: Column Left March	0-3	_____
Right Flank March: Left flank March	0-3	_____
Staying in Step	0-3	_____
Keeping Ranks and Flanks Straight	0-3	_____
Keeping within designated boundaries	0-3	_____
Executing commands	0-3	_____
Saluting judges when finished: Present Arms: Order Arms:	0-3	_____
	Total 40	_____
	Grand Total	_____

Note: We will try to have a drill team area at least 40' X 80'

**Pathfinders are expected to wear FULL DRESS UNIFORM!!!!
 This includes black shoes & socks, sash, scraf, slide, pants/skirt & shirt/blouse.**

FANCY DRILL

Guidelines & Scoresheet

Placement: 1st 63-70 points
 2nd 56-62 points
 3rd 42-55 points
 4th 0-41 points

Performance Scoring: 8= Excellent 6= Good 4= OK

	<i>Possible Pts.</i>	<i>Total Pts.</i>
Time Limit: Minimum of 4 minutes: Maximum or 6 minutes	0 or 10	_____
(A warning signal will be given at 5 min. and another one at 5 min. 45 sec.)		
Falling in quickly and orderly	1 to 8	_____
Staying in step	1 to 8	_____
Keeping ranks and flanks straight	1 to 8	_____
Keeping within designated boundaries	1 to 8	_____
Executing of commands	1 to 8	_____
Salute judges when finished	1 to 8	_____
Fancy Drill Movements		
a. Must do a minimum of FIVE DIFFERENT fancy drill movements.	5 to 12	_____
b. Movements can be executed more than once.		
c. All drill movements will be judged on this basis.		
Total	70	_____
Grand Total		_____

- NOTES:
1. We will try to have a drill team area at least 40' X 80'
 2. Pathfinder Staff can march with the Fancy Drill Team
 3. Members from several clubs can get together to form a Fancy Drill Team.

Pathfinders are expected to wear FULL DRESS CLASS A UNIFORM includes black shoes & socks sash, scraf, slide, pants/skirt & shirt/blouse.

Clubs may wear individual Club Fancy Drill Uniforms but all must be consistent.

Drill – Down Instructions

This event will include the junior and teen-aged Pathfinders separately.

This event will be conducted in a “Simon Says” format.

SET UP:

All junior Pathfinders participating gather on the event floor in formation facing the Drill Master when called. The Teen Pathfinders will follow.

All staff judges are stationed around the event area where they can monitor the Pathfinders.

GUIDELINES:

All commands must be executed correctly and promptly.

Commands will be given by the Drill Master from the Pathfinder Club Drill Manual.

PROCEDURE:

Pathfinders will stay in the event as long as they properly and promptly execute ONLY the correct commands given by the Drill Master. The Drill Master will make attempts to confuse the Pathfinder by giving improper commands. It will be the Pathfinder’s responsibility to listen to the commands given and ONLY execute the command if the command begins with “SIMON SAYS” AND if the command is a proper command per the Drill Manual. An example would be.

The Drill Master would say,
“Simon Says, Right Face.” (The Pathfinder will execute this move)

The Drill Master would say,
“Present Arm” (The Pathfinder would not execute this move)


ERRORS:

Pathfinders are on the honor system and shall remove themselves when they execute one command improperly or not promptly.

Staff judges will dismiss Pathfinders from the event if they make an improper command or hesitate when a command is given.

This event will test the drilling skills of the Pathfinder. There will be no ribbons or awards given for this event.

FOOD BOOTH REGISTRATION FORM



Deadline April 12 to sell what you served last year
Deadline April 19 for all food booth registrations

Club/Group: _____

Person with Food Handler's Permit: _____

Person in charge of food booth, if different from above: _____

Phone: _____ Email: _____

- Clubs are limited to selling **beverage or food** items, but not both.
- Clubs that served a food or beverage item last year will be able to serve it again this year if they register by April 12.
- All unclaimed items are available after April 12.
- **Food booth registration deadline is April 19.**
- Fire extinguishers are mandatory if any open flame is present
- **Please note that meat products are NOT allowed.**

Will you need electricity? (Electricity is not a guarantee)

Yes No

Choice of Food or Beverage:

1st _____

2nd _____

3rd _____

To Register, send this form to:

Christel Field - christelblack@aol.com

(937) 367-3339

(360) 785-9999

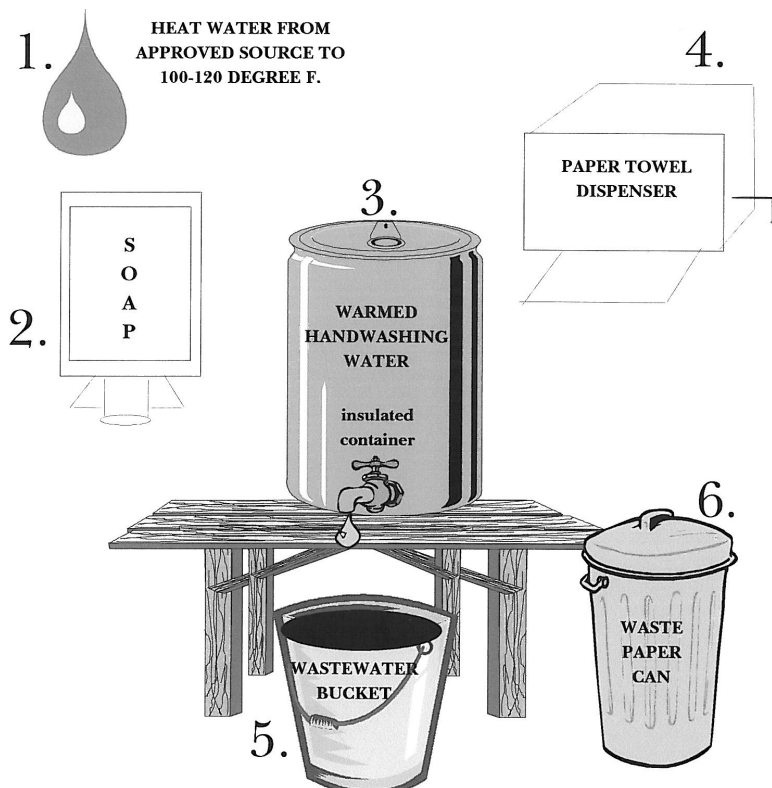
Food Handler's Permit

Do it Right – Serve it Safe – is a training program on food safety developed by Tacoma-Pierce County Health Department. When you complete this training, you will be ready to take the Washington State Food Worker Card Exam. After passing the exam you'll be awarded a Washington State Food Worker Card.

- One person in each Food Booth **must** get a WA Food Handler's Permit
- Cost is \$10.00
- Takes about 20 minutes to take the online class & test
- www.foodworkercard.wa.gov/

Water Station Example

HOW TO MAKE AN ALTERNATIVE HANDWASHING STATION



TEMPORARY FOOD SERVICE WORKERS

“RULES FOR OPERATION”

All Temporary Food Service Workers are required to read the following rules and apply them to the operation to minimize the possibility of foodborne illness. These rules MUST BE POSTED at the site of the Temporary Food Service Establishment and SIGNED BY EACH WORKER.

1. Hot foods to be held must be covered and held at 140°F or above. All potentially hazardous foods that have been cooked and then refrigerated must be rapidly reheated to 165°F or more within 1 hour before being served or held hot.
2. Cold foods must be covered and held at 41°F or below in refrigerators or insulated ice chests. Potentially hazardous foods must be pre-chilled before ice chest storage.
3. When potentially hazardous foods are served, a stem-type food thermometer must be used frequently to check hot and cold food temperatures.
4. Prohibit the handling of ready-to-eat foods with bare hands by using tongs, gloves, etc. Scoops with handles are required for drink ice. Use separate equipment and utensils for raw foods.
5. For reused utensils and work surfaces, the “Wash, Rinse, Sanitize, & Air Dry” method must be followed. 1 teaspoon of bleach per gallon of water is an approved sanitizing solution.
6. When preparing or serving foods, a sanitizing solution must be available and wiping cloths must be stored in a sanitizing solution (as above) and used for cleaning equipment and food contact surfaces.
7. Hands must be washed with plenty of hand soap, warm running water, and dried on paper towels before work, after using the toilet, and after handling unclean items. (Unless all food is pre-wrapped, hand-washing facilities must be available in the establishment.)
8. Avoid unsanitary habits: touching or not restraining hair adequately, scratching face, smoking, eating, or drinking on the job, etc.
9. Foods on display must be covered, wrapped, or otherwise protected from contamination. No self-service from open containers will be allowed.
10. Garbage and wastewater must be disposed of properly to avoid a nuisance or health hazard.
11. The law (RCW 70.93.093) states that "in communities where there is an established curbside service and where recycling service is available to businesses, a recycling program must be provided at every official gathering and at every sports facility by the vendors who sell beverages in single-use aluminum, glass, or plastic bottles or cans."

Definition of “POTENTIALLY HAZARDOUS FOODS”

Any food made with milk or milk products, eggs, meat, poultry, fish, seafood, and any other high-protein or starchy food where bacteria can grow rapidly. Examples include hamburgers, chili, spaghetti, cooked rice, soups and gravies, refried beans, and baked potatoes.

WE, THE UNDERSIGNED, HEREBY CERTIFY THAT WE HAVE READ AND UNDERSTAND THESE RULES OF OPERATION AND WE ACKNOWLEDGE THAT ISSUANCE OF THE TEMPORARY FOOD SERVICE PERMIT AND CONTINUED OPERATION IS CONTINGENT UPON SATISFACTORY COMPLIANCE WITH LOCAL FOOD SERVICE REGULATIONS. ALL WORKERS MUST SIGN BELOW.

PineCar Derby

Guidelines

1. Each Pathfinder and Staff member may enter one car.
2. The car must be made during this Pathfinder year. That means **all cars entered in the PineCar Derby must be newly built for the current year. Previously used or modified cars from past years are not eligible to compete.**
3. You may buy the kit (*the basic Boy Scout kit can be found at stores like Michael's Craft Store*)
4. Participants must be Pathfinder Age (*ages 10 through 16, or grades 5th through 11th*)
5. **Weights will NOT be supplied this year. Bring your car ready.**
6. Cars will be judged in two areas:
 - a. Either distance or speed.
 - b. *Workmanship (same criteria as for individual entries in booth displays and will be judged at the booths)*
7. Ribbons will be given out for (a) and (b), and trophies will be awarded to the top Pathfinder finishers in the race (a).
8. We will endeavor to have practice runs to test cars and allow for final adjustments as time allows.
9. Boy Scout Pine Car Derby Car standards will be used.
10. Entry form must accompany each car entered in the derby and needs to be completed before the weigh in, prior to the race.

Pine Derby Specifications

Preparation: Prepare your pine car derby cars according to the directions on the box.

Width: overall width shall not exceed 2 $\frac{3}{4}$ inches

Length: overall length shall not exceed 7 inches

Weight: Max 5 ounces. No loose materials of any kind are permitted in the car. The car may be hollowed out and built up to the maximum weight by addition of wood or metal only, provided it is securely built into the body.

Wheel bearings: washers and bushings are prohibited.

Springs: the car shall not ride on any type of springs.



Details: details such as steering wheel, driver, decals, painting, and interior detail are permissible as long as these details do not exceed the maximum length, width, and weight specifications

Attachments: the car must be free-wheeling with no starting devices.

Inspection: Each car must pass inspection by the Official Inspection Team before it may compete.

Helpful Hints: Check the grooves to ensure that each is at a perfect 90-degree angle to the car body. A car with untrue axles tends to steer to one side or the other, causing it to rub up against the side of the lane strip, slowing it down. You can check the groove angles by using a square, a protractor, or even a piece of paper.

Funny Car Class Guidelines:

Weight/height: max of 5 oz./ no taller than 4.5 inches

Award: Will be displayed for a vote of “Most Original.”

Inspection: Cannot be modeled after a standard car, i.e., Formula 1 or Pick-u-up, etc.





Pinecar Derby

Name: _____

Club Name: _____

Area: _____

Category: (check one)

- 1. Pathfinder made this car with no help.
- 2. Pathfinder made this car with adult help.
- 3. Adult made this car.

Identifying characteristics of car: *(Color, number, etc.)*

Completed entry forms need to be brought with cars to weigh-in, before the race. Race will be held on Sunday afternoon – **starting @ 12:30**



Pinecar Derby

Name: _____

Club Name: _____

Area: _____

Category: (check one)

- 1. Pathfinder made this car with no help.
- 2. Pathfinder made this car with adult help.
- 3. Adult made this car.

Identifying characteristics of car: *(Color, number, etc.)*

Completed entry forms need to be brought with cars to weigh-in, before the race. Race will be held on Sunday afternoon – **starting @ 12:30**



Pinecar Derby

Name: _____

Club Name: _____

Area: _____

Category: (check one)

- 1. Pathfinder made this car with no help.
- 2. Pathfinder made this car with adult help.
- 3. Adult made this car.

Identifying characteristics of car: *(Color, number, etc.)*

Completed entry forms need to be brought with cars to weigh-in, before the race. Race will be held on Sunday afternoon – **starting @ 12:30**



Pinecar Derby

Name: _____

Club Name: _____

Area: _____

Category: (check one)

- 1. Pathfinder made this car with no help.
- 2. Pathfinder made this car with adult help.
- 3. Adult made this car.

Identifying characteristics of car: *(Color, number, etc.)*



Completed entry forms need to be brought with cars to weigh-in, before the race. Race will be held on Sunday afternoon – **starting @ 12:30**

STEM Project 2026

PATHFINDER STEM PROJECT _____ 2026

Make a Timekeeping Device

Keeping track of time is a part of Science and Technology in many ways. This year's STEM challenge is to make a device that in some way be used to keep track of time.



Requirements

- Devise and build a timekeeping device
- Calibrate the device
- Test your device a minimum of three times, recording your results
- Based on the results of your testing indicate how well your device keeps time.
- What did you learn about timekeeping while making your device
- Write up how your device measures time



WASHINGTONYOUTH.ORG

The Measuring of Time

2026 Pathfinder STEM Project

April 26th, 2026

Please fill this form out and **bring it with your project** to be displayed at the Pathfinder Fair

Your Name _____

The Name of your
Pathfinder club. _____

Please explain your time measuring STEM project. Attach additional pages, graphs, photos as needed to show what you did to measure time. Bring your time measuring device to the Pathfinder Fair if possible,

What was your hypothesis?

How did you test your hypothesis?

Please show the data you collected while testing your hypothesis.
(Please have at least three sets of test data. Attach additional pages if needed)

1)

2)

3)

List the reasons you think your hypothesis was proven or disproven

What have you learned from this project? Are there any improvements you would suggest for others who might want to try and make a similar time measuring device?

[**CLICK HERE TO LOOK AT A SAMPLE**](#)

Push Cart Guidelines

To participate, your Push Cart must be assembled prior to the Fair.

Materials

1. 4 wheels (maximum of 10" diameter – lawn mower type)
2. 20 linear feet of 2x4 (some can be ripped for bracing)
3. 1 sheet of plywood (4x8 and $\frac{1}{4}$ " to $\frac{3}{4}$ " thick)
4. 36" by $\frac{1}{2}$ " diameter metal rod or equivalent bolts
5. 6' of $\frac{3}{16}$ " or $\frac{1}{4}$ " rope (for steering)
6. wood glue
7. $1\frac{1}{4}$ " to $1\frac{1}{2}$ " sheetrock screws (about 2 lbs)
8. 12 pieces of $\frac{1}{2}$ " flat washers (at wheels and front axle)
9. 5 cotter pins or nails about $\frac{1}{8}$ " diameter by $1\frac{1}{2}$ " long (to hold wheels on)

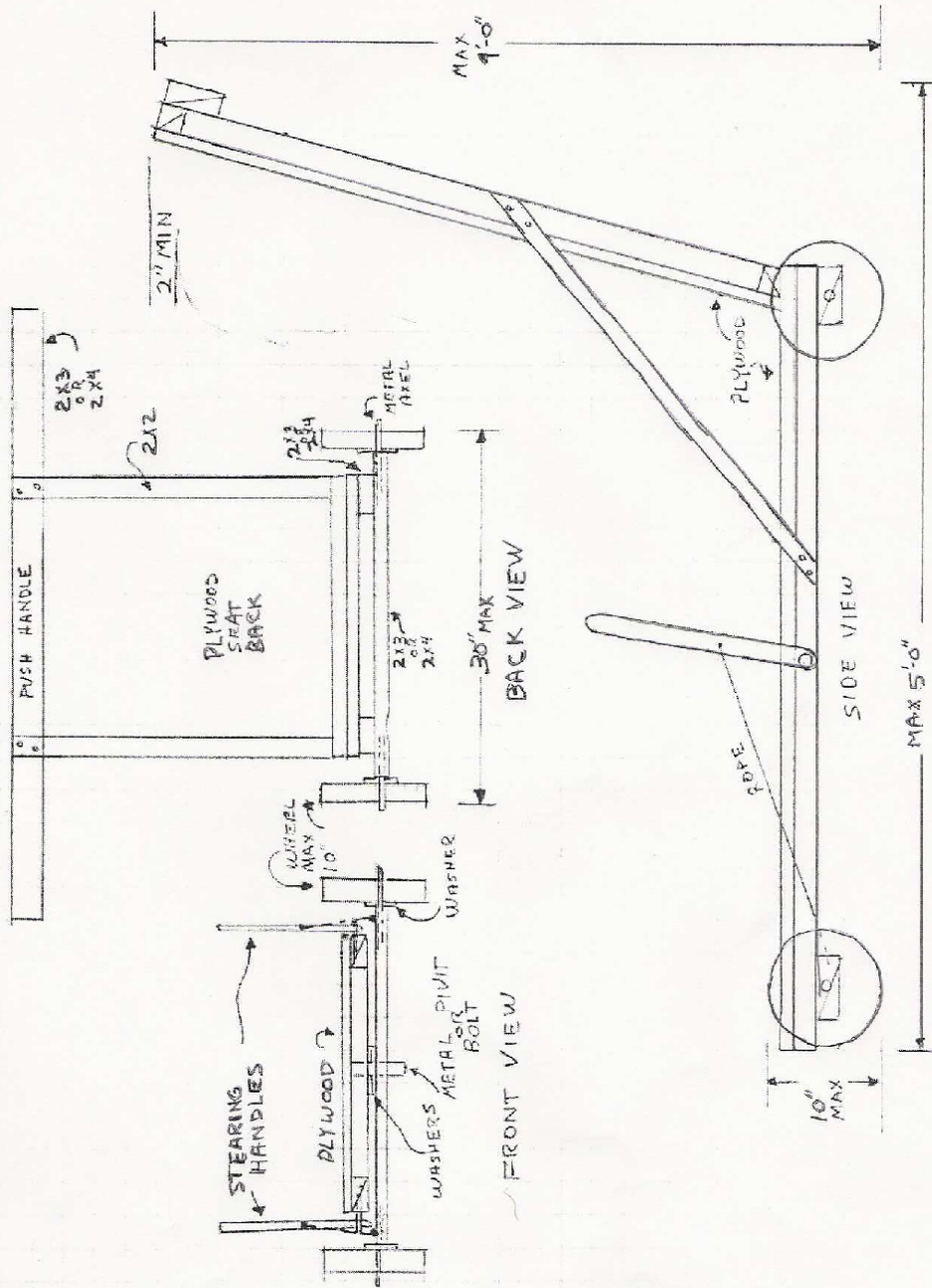
Tools

1. Screw driver or power screw driver
2. hand drill
3. $\frac{1}{8}$ " drill bit
4. $\frac{1}{2}$ " wood drill bit
5. hand saw or power saw for wood
6. hack saw for metal rod or bolt cutting

Rules:

1. One car per 5 Pathfinders.
2. Clubs may elect to do only one car using more people however only 5 will be allowed to race per team.
3. Large clubs may have one car per unit, but the above rules will apply.





PUSH CAR

Honor Grouping

Arts & Crafts						Vocational			
Aboriginal Lore	PN	Knitting (+)	S	Scrapbooking (+)	12 pgs	Accounting	PN/D	Shoe Repair	PN/D
African Lore	PN	Lapidary	1	Sculpturing	2	Artificial Intelligence	PN	Shorthand	PN/D
Airplane Modeling	2	Leather Craft (+)	1	Silk Screening (+)	S	Automobile Mechanics (+)	PN/D	Signs, Signals & Symbols	PN
Basketry	2	Lego Design	4	Soap Craft (+)	2	Aviators	PN	Small Engines	PN/D
Block Printing	2	Lettering & Poster	S	Spinning Yarn	1	Barbering/ Hairstyling	PN/D	Soap Making (+)	1
Braiding (+)	2	Lighthouses (+)	PN	Stamps (+)	C-750	Bible Evangelism	PN	Social Media	PN/D
Bread Dough	2	Macramé	S	Street Art	PN	Black Smithing	PN	Teaching	PN/D
Bridges	1	Maori Lore	PN	String art	1	Bookbinding	PN/D	Three Angels' Message	PN
Cake Decorating	2	Metal Craft	2	Textile Painting	2	Bookkeeping	PN/D	Tile Laying	PN
Candlemaking	3	Miniature Camping	1	Thatching	PN	Business	PN	Typewriting	PN/D
Cardmaking (+)	2	Model Boats	1	Tie-Dye (+)	1	Carpentry	PN/D	Upholstery	1
Ceramics	2	Model Cars	1	Tole Painting	1	Chr. Salesmanship	PN	Video (+)	Video
Copper Enameling (+)	3	Model Railroadng	PN	Toy Boat Regatta (+)	1	Communication (+)	PN/D	Visual Media Critique	PN
Counted Cross stitch	3	Model Rocketry (+)	1	Upholstery	1	Computers (+)	PN	Welding	PN/D
Crocheting (+)	S	Mosaic Tile	1	Weaving	2	Computer & Media Dev (+)	PN	Woodworking	PN/D
Cultural Heritage	PN	Music (+)	PN	Whistles (+)	1	Drones	PN	Word Processing	PN/D
Currency (Coins) (+)	C-25	Native American Lore (+)	1	Wood Carving	2	Electricity	PN/D		
Decoupage	2	Native Bush Construct	1	Wood Handicraft	2	Engineering	PN/D		
Digital Photography	PN	Needlecraft	3			Fire Safety	PN/D		
Drawing (+)	3	Origami	5			Forestry (+)	PN/D		
Duct Tape	3	Painting (+)	3			House Painting- Ext	PN		
Felt Craft	3	Paper Mâché	2			House Painting- Int	PN		
Flower Arrangement	1	Paper Quilling (+)	2			Internet (+)	PN		
Genealogy (+)	PN	Photography	4			Journalism	PN/D		
Gift Wrapping	2	Pinewood Derby (+)	1			Land Surveying	PN		
Glass Etching	2	Pin Trading (+)	3			Masonry	PN/D		
Glass Painting	3	Poetry & Songwriting	PN			Mobile Technology	PN		
Glass Craft	1	Plaster Craft	3			Paperhanging	PN/D		
Guitar (+)	PN	Plastic Canvas	2			Pewter Casting	1		
Hot Air Balloons	PN	Plastics	3			Plumbing	PN/D		
Kanzashi	2	Postcards (+)	C-50			Printing	PN/D		
		Pottery	2			Radio (+)	PN/D		
						Radio Electronics	PN/D		
						Robotics (+)	PN		

Recreation					Spiritual Growth, Outreach				
Abseiling (+)	PN	Knot Tying	C-20	Travel (+)	PN	Adv Pioneer Heritage	PN	Media Broadcast Min	PN
Adapted Sports	PN	Lashing (+)	1	Tree Climbing	PN	Adventurer for Christ	PN	Media Broadcast Ministry	PN
Archery (+)	PN	Letterboxing (+)	PN	Triathlon (+)	PN	African Am SDA Heritage	PN	Missionary Life	PN
Backpacking (+)	PN	Lifesaving (+)	PN/D	Tumbling (+)	PN	Alive Bible	PN	Parade Floats (+)	PN
Basic Water Safety	PN/D	Mountain Biking	PN	Ultimate Disc (+)	PN	Bible Marking (+)	PN	Patriarchs of the Bible	PN
Basketball	PN	Nat Parks & Heritage	PN	Unicycling	PN/D	Biblical Archaeology	PN	Peace Maker (+)	PN
Camp Craft	PN	Navigation	PN	Volleyball	PN	Braille	PN	Personal Evangelism	PN
Camp Safety (+)	PN	Orienteering	PN	Wakeboarding	PN	Bully Prevention I	PN	Praise & Worship	PN
Camp Skills I	PN	Outdoor Leadership (+)	PN	Water Safety Instr.	D	Bully Prevention II	PN	Prayer	PN
Camp Skills II	PN	Physical Fitness	PN	Water Skiing (+)	PN	Child Care/ Babysitting	PN	Preach It (+)	PN
Camp Skills III	PN	Pickleball	PN/D	Wilderness Living	PN	Chr Art of Preaching (+)	PN	Prophets & Prophecy (+)	PN
Camp Skills IV	PN	Pioneering	PN	Windsurfing	PN	Christian Citizenship	PN	Puppetry (+)	PN
Canoe Building	PN	Power Boating	PN	Winter Camping	PN	Christian Drama	PN	Refuge Assistance	PN
Canoeing (+)	PN	Rock Climbing (+)	PN			Chr Groom & Manners	PN	Rural Development	PN
Caving (+)	PN	Rowing	PN			Christian Storytelling	PN	Sabbath Appreciation	PN
Cold Weather Survival	PN	Sailing	PN			Christian Team Building	PN	Sanctuary (+)	PN
Comm. Water Safety (+)	PN	Scuba Diving (+)	PN			Christian Visitation	PN	Serving Communities	PN
Cycling (+)	PN	Skateboarding	PN			Community Improvement	PN	Sign Language	PN
Disc Golf	PN	Skiing- Cross Country	PN			Creationism (+)	PN	Sm Group Bible Study (+)	PN
Drilling & Marching (+)	PN	Skiing- Downhill	PN			Cultural Diversity	PN	Stewardship	PN
Drum & Percussion (+)	PN	Skin Diving	PN			Disciples & Apostles	PN	Temperance	PN
Dutch Oven Cooking	PN	Snowshoeing (+)	PN			Disaster Ministries	PN	Tutoring	PN
Fire bldg. & Camp Cook	PN	Soccer	PN			Family Life	PN	Women in Adv. History	1
Flag Football	PN	Softball- Slow-pitch	PN			Feeding Ministries	PN		
Geocaching (+)	PN	Springboard Diving	PN			Flags (+)	PN		
Geolog Geocaching (+)	PN	Swimming- Beginners III	PN/D			Foreign Mission Trips	PN		
Gold Prospecting (+)	PN	Swimming- Adv Beg IV	PN/D			God's Messenger	PN/D		
Golf	PN/D	Swimming- Int V	PN/D			Hymns	PN		
Hiking (+)	PN	Swimming VI	PN/D			Identifying Comm. Needs	PN		
Horsemanship (+)	PN	Swimming- Adv VII	PN/D			Jr Youth Leadership	PN		
Juggling	PN	Tennis	PN			Judges of Israel	PN		
Kayaking	PN	Tents	PN			Junior Witness	PN		
Kites	1	Track & Field	PN			Kings of Israel	PN		
						Language Study	PN		
						Literature Evangelism	PN		

Nature						Health & Science		Outdoor Industries	
Alternative Fuels (+)	PN	House plants	3	Shrubs	C-10	Adolescent Mental Health	PN	Agriculture	PN
Amphibians (+)	PN	Insects (+)	C-20	Small Mammal Pets	PN	Basic Rescue	PN	Beekeeping	PN
Animal Camouflage (+)	PN	Lichen, Liverworts, Moss	C-5	Soils	PN	Biosafety	PN	Cattle Husbandry	PN
Animal tracking (+)	3	Livestock	PN	Spiders	PN	Blood & Body Defenses	PN	Dairying	PN
Antelopes (+)	PN	Mammals (+)	PN	Stars (+)	PN	Bones, Muscles & Move	PN	Dams Hydro Elec (Pilot)	PN
Bats (+)	PN	Maple Sugar (+)	PN	Taiga (+)	PN	Brain & Behavior	PN	Flower Culture	PN
Bird pets	PN	Marine Algae	C-20	Temp Deciduous Forests	PN	Chemistry	PN	Fruit Growing	PN
Birds (+)	PN	Marine Invertebrates	PN	Temp Grasslands (+)	PN	CPR	PN/D	Gardening	PN
Bogs and Fens (+)	PN	Marine Mammals	PN	Trees (+)	C-15	Digestion	PN	Goat Husbandry	PN
Bubbles	PN	Marsupials	PN	Waterfalls	PN	First Aid Basic (+)	PN/D	Horse Husbandry	PN
Cacti (+)	C-15	Meteorites	PN	Water Science (+)	PN	First Aid Standard	PN/D	Hydro & Aqua phonics (+)	PN
Cats (+)	PN	Microscopic Life	PN	Weather (+)	PN	Health & Healing	PN	Island Fishing	PN
Cetaceans	PN	Midnight Sun	PN	Wattles	PN	Heart & Circulation	PN	Pigeon Raising	PN
Climate Science (+)	PN	Migration	PN	Worms (+)	PN	Heredity	PN	Poultry Raising	PN
Coral Reefs (+)	PN	Moth & Butterflies	C-20			Home Nursing	PN/D	Sheep Husbandry	PN
Dinosaurs	PN	Mountains	PN			Optics	PN	Small Fruit Growing	PN
Dog Care & Training	PN	Oceans	PN	Household Arts		Physics	PN	Subsistence Farming	PN
Dogs	PN	Odonates (+)	PN	Baking	2	Red Alert	PN	Urban Developments	PN
Dunes (+)	PN	Orchids	PN	Basic sewing	S	Viruses	PN		
Ecology (+)	PN	Palm Trees	PN	Cooking (+)	2				
Edible Wild Plants	PN	Parrots & Cockatoos	PN	Cultural Food Prep	PN	WA Conference			
Endangered Species	PN	Poultry	PN	Dressmaking (+)	S	Redirected to NAD Honors			
Enviro Conservation	PN	Predatory Plants	PN	Food Canning	3	No Longer Available			
Eucalypts	PN	Rainforests	PN	Food Drying	3	Aviation	PN	Nature in Hiding	PN
Ferns	C-10	Raptors	PN	Food Freezing	3	Bats (+)	PN	Penguins (+)	PN
Fishes	PN	Recycling	PN	Household Budget	PN	Birds of Prey (+)	PN	Plastic Canvas	3
Flowers (+)	C-35	Renewable Energy	PN	Housekeeping	PN	Balloon Twisting	3	Raptors	PN
Fossils	C-10	Reptiles (+)	PN	Laundrying	PN	Bubbles	PN	Regional Wildlife	PN
Fungi	C-15	Rivers & Streams (+)	PN	Mat Making	1	Christian Drama (CA Conf)	PN	Rock Painting (+)	PN
Geology (+)	PN	Rock & Minerals (+)	C-15	Nutrition (+)	PN	Endangered Species	PN	Sports Recreation (CA Conf)	PN
Glaciers	PN	Sand	C-30	Pizza Maker	PN/1	Hot Air Balloons	1	The Holy Spirit	PN
Grasses	C-10	Seeds (+)	C-30	Quilting	S	Jigsaw Puzzles	1	Tropical Rainforest	PN
Grasslands (Pilot)	PN	Sharks	PN	Tailoring	S	Madagascar	1	Whistles	2
Herbs	PN	Shells (+)	C-20	Tapa Cloth	C-2	Miniature Campcraft (NPUC)	PN		

KEY	
PN	PICTURES OF ACTIVITY AND/OR OTHER DISPLAY REPRESENTING HONOR (SUCH AS A NOTEBOOK, HANDMADE POSTERS, ART PROJECT ETC.)
S	SINGLE ITEM DUE TO SIZE OR TWO SMALLER ITEMS
(#)	NUMBER OF ITEMS NEEDED IN GROUPING
C-(#)	COLLECTION DISPLAY WITH NUMBER HONOR REQUIRES IN COLLECTION
D	DIPLOMA OR CERTIFICATE
WK S	CONFERENCE WORKSHEET PAGES

Regional Honors- Not Available at Advent Source

Arkansas & Louisiana		Central Rhenish Conference		Idaho		South American Division			
Louisiana Purchase	PN	Staying Home	PN	Geysers (Idaho)	PN	Administration	PN/D	Fishkeeping	PN
Remember the Sabbath	PN					Ants	PN	Futsal	PN
						Audio & Sound	PN	Good School Behavior	PN
Australian Union		Egypt- Sudan Conference		Nevada- Utah Conference		Bacteria	PN	Guitar	PN
ANZAC Day	PN	Sahara	PN	Balloon Sculpting	2	Basic Economics	PN	Guitar Care & Maintenance	PN
Auslan (+)	PN	Papyrus Making	1			Bible Researcher	PN	Handball	PN
Balloon Modeling (+)	3					Bicycle Maintenance	PN	Harmful Animals	PN
Canyoning (+)	PN	Franco-Belgian Union		Portuguese Union		Biochemistry (+)	PN	Historical Heritage	PN
Cardiopulmonary System (+)	PN	Camping	?	Fire Creation	PN	Blogs	PN	Household Budgeting	PN
Disability Awareness (+)	PN	Disability Awareness	PN			Bowling	PN	Human Sexuality	PN
Eight Keys to Good Health	PN	Earth Environment	PN	Potomac- VA		Bryophytes	C-10	Intercessor	PN
Face Painting	PN	Green building	PN	Jamestown	PN	Button Football	PN	Knot Tying-Adv	?
Flags of Australia (+)	PN	Organic Farming	PN			Camelids	PN	Lathe	PN/S
Heraldry (+)	PN	Petanque	PN	Puerto Rican Union		Camporee Safety	PN	Librarianship	PN
Indoor Rock Climbing	PN	Renewable Energies	PN	Coqui (+)	PN	Carnivorous Plants	PN	Lichen	PN/2
Invisible Disabilities	PN	Singing	PN	Taino Culture	PN	Casterboarding	PN	Macaws Parrots, Parakeets	PN
Kneeboarding	PN	Waste Sorting	PN			CB Radio	PN	Marine Fauna	PN
Personal Safety	PN	Water Environment	PN	South Caribbean Conference		Ceremonies	PN	Marketing (+)	PN
Road to Bethlehem	PN			Steel Pan	PN	Church Historian	PN	Math Skills I	PN
Sea Turtles	PN					Collector	PN	Math Skills II	PN
SDA Australian History	PN	Georgia-Cumberland Conference		Southern New England Conf		Comics	PN	Math Skills III	PN
Steps to Christ	PN	Mountain Lore	?	Cancer Awareness	PN	Computer Assembly & Repair	PN	Math Skills IV	PN
Surfing	PN					Computer Programing	PN	Mental Health	PN
Symbols of Australia	PN	German Union				Computing I- Basic	PN	Methods of Study	PN
The Hunter Chronicles 1	PN	Optimism	PN	South Pacific Division		Computing II- Intermediate	PN	Morse Code	PN
The Hunter Chronicles 2	PN			Folk Art	PN	Computing III-Regular	PN	Nautical Flags	PN
The Hunter Chronicles 3	PN	Hawaii Conference		Chr Worship	PN	Computing IV-Adv.	PN	Nocturnal Animals	PN
The Hunter Chronicles 4	PN	Hawaiian Lore	PN	Australian Birds	PN	Computing V- Specialized	PN	Oral Hygiene (+)	PN

The Hunter Chronicles 5	PN	State Study- Hawaii	PN	Hiking- Adv	PN	Crustaceans	PN	Orchids Advanced	2
The Hunter Chronicles 6	PN			Land & Freshwater Mollusks	PN	Cytology	PN	Orienteering w/ GPS	PN
The Hunter Chronicles 7	PN	Southeast Asia Union		Map and Compass	PN	Decoration	2	Origami Advanced	PN
The Hunter Chronicles 8	PN	Bamboo Craft	2	Marsupials & Monotremes	PN	Docu. Restore-Preseve	PN	Papercraft	1
Wellness (+)	PN	Biblical Language (Hebrew)	PN	Music- Beginners	D	Drill Routines	PN	Paralympic Sport	PN
		Vexillology	PN	Orienteering	PN	Echinoderms	C-20	Patriotism	PN
		Cryptography (+)	2	SDA History	PN	Electronics	PN	Plant Physiology	PN
Michigan Conference		Bamboo Craft	2	Snowboarding	PN	Eschatology	PN	Plastic Models	1
Owls	PN			World Changer	PN	Estuaries	PN	Porifera & Cnidaria	PN
						EVA	2	Pres of Water Resources	PN
						Fabric Yo-Yo	1	Prev of Tropical Diseases	PN
Regional Honors- Not Available at Advent Source									
South American Division		UK Honors		General Conference		Upper Columbia Conference		ADRA Honors	
Printer Handling & Maint	PN	Adinkra	2	Accounting	PN/D	Agricultural Technology	Wk S	Community Assessment	PN
Protozoa	PN	ADRA Annual Appeal Collect	PN	Alive Bible	PN	Animal Rescue	Wk S	Community Development	PN
Pyrography	1	Bagpipes (+)	1	Animal Tracking	3	Astronomy	Wk S	Community Service	PN
Rafting	PN	Chocolate	1	Archery	PN	Constellations	Wk S	Conflict Resolution	PN
Recycling Advanced	PN	Hearing	PN	Auto Mechanics	PN/D	Deep Sea Oceanography	Wk S	Disaster Response	PN
Renewable Energy	PN	Human Trafficking	PN	Ceramics	2	Equestrian Vaulting	Wk S	Hunger Relief	PN
Respiratory System	PN	Kilts (+)	1	Cultural Heritage	PN	Galaxies	Wk S	Literacy	PN
Revelation	PN	Laughter	PN	Cycling	PN	Health Evangelism	Wk S	Refugee Resettlement	PN
Rustic Construction (+)	4	Podcasting	PN	Family Life	PN	Heroes of Reformation	Wk S		
Secretarial Work	PN	Raku	1	Fossils	C-10	Homeless Ministry	Wk S	Florida PF Honors	
Semaphore Code	PN	Sight	PN	Gardening	PN	Integumentary System	Wk S	Abraham & Sand	PN/1
Sharks	PN	Smell	PN	Geocaching	PN	Musical Notation	Wk S	Adv. Church Heritage	PN
Shrubs Advanced	20	Taste	PN	Lego Design	4	Needle Felting	Wk S	Ancient Technology	PN
Sign Language Interpreter	PN/D	Touch	PN	Maori Lore	PN	Planets	Wk S	Creation	PN
Skates	PN			Meteorites	PN	Pony Express	Wk S	Crime Prevention	PN
Soapbox Racing	PN			Nutrition	PN	Popcorn	Wk S	Crystals	C-10
Software Development	PN			Quilting	S	Satellites	Wk S	Daniel & Drama	PN
S American Culture	PN			Rock Climbing	PN	Space Explorers	Wk S	Disability Awareness (+)	PN
Spirit of Prophecy	PN			Sanctuary	PN	Stained Glass	Wk S	Esther & Gourmet Cook	PN
Table Tennis	PN			Snowshoeing	PN	Stars (+) (revised)	Wk S	High Ropes (+)	PN
Telecatrofilia (+)	100			Soap Craft	2	Ten Commandments	Wk S	Home Maintenance	PN

Textile Modeling	?		Springboard Diving	PN	Thunderstorms	Wk S	Hurricanes	PN
Tops	PN		Stars (+)	PN	Tide Pools	Wk S	Jonah & Paper Mâché	S
Vector Drawing	PN		Stewardship	PN	Tundras	Wk S	Joseph & Tie-Dying	S
Venomous Animals	PN		Suba Diving	PN	Word of God (pilot)	Wk S	Manatees	PN
Waterfalls	?		Swimming- Beginners	PN			Natural Disasters	PN
Web Design (+)	PN		Teaching	PN/D			Noah & Balloon Animals	2
Web Evangelism (+)	PN		Tents	PN			Scrapbooking (+)	PN
			Video	video			Sketching	PN
			Welding	PN/D			Space Exploration	PN
							State Study	PN
							Tides (+)	PN
<i>Updated 1/14/2025</i>							Volcanoes	PN

KEY	
PN	PICTURES OF ACTIVITY AND/OR OTHER DISPLAY REPRESENTING HONOR (SUCH AS A NOTEBOOK, HANDMADE POSTERS, ART PROJECT ETC.)
S	SINGLE ITEM DUE TO SIZE OR TWO SMALLER ITEMS
(#)	NUMBER OF ITEMS NEEDED IN GROUPING
C-(#)	COLLECTION DISPLAY WITH NUMBER HONOR REQUIRES IN COLLECTION
D	DIPLOMA OR CERTIFICATE
WK S	CONFERENCE WORKSHEET PAGES